



TESSUTO ANTELOPE



COD. ART. 36TES/ANTELOP

H 140cm



17% Poliestere, 28% Poliammide, 9% Cotone, 46% Acrilico



560



522



910



914




308




314



360



390



704



465



730



800



624



921




373




610



379




415



435



408




402



117



116



140



722